


Wk 1 - The Gingerbread Man (wk beginning 6th Jan)

- Retell the story using character masks
- Technology - programmable toys - instruct the gingerbread man to different locations from the story.
- Maths - gingerbread man patterns using blank men, buttons and numbers
- Sensory spot - split peas with gingerbread themed story resources
- Threading gingerbread men
- Ginger handling and smelling
- Ginger scented playdough and cutters
- Recipe writing
- Puppets and character masks for retelling the story.




Letters and Sounds - making rhyme explicit/ rhyming pairs

Adult Led - Thinking about story characters.

Snack - Decorating our own gingerbread men

Wk 2 - Goldilocks and the Three Bears (13th Jan)

- Maths - ordering size of bowls/ plates/ cups and spoons
- Compare bears - big, medium and little
- Laying the table - 3 of everything - subitise 3
- Hairdressers roleplay
- Messy play with porridge and oats
- Porridge tasting/ talk about hot and cold
- Hot seating - Why did Goldilocks eat the porridge and sleep in the beds? Talk about being hungry and tired.
- What do we know about bears? (Pandas/ Koalas/ Grizzly/ Brown/Polar)
- Feeling fur/ describing features of bears
- Go on a bear hunt - welly walk
- Create paintings/ collages of different types of bears.
- Outdoor - Introduce mud kitchen for making porridge and the house
- Hard and Soft materials to talk about.
- Singing - when Goldilocks went to the house of the bears
- Discuss safety - going into a house uninvited



Letters and sounds - Rhyme - continue rhyming strings

Big marks/drawing - draw a bear

Class Read Ideas: Bear Hunt, Brown Bear Brown Bear, Polar Bear Polar Bear



Adult Led - Rhyme activity -

Snack - Porridge and jam

Introduce the Everywhere Bear to start going home on his adventures.

Wk 3 - The Three Billy Goats Gruff (20th Jan)

- Outside - Building bridges using planks and crates
- Boats - floating and sinking
- Plant grass - watch it grow
- Use the climbing frame for role play - going over the bridge.
- Obstacle course- going over, under, through apparatus, representing bridges.
- Maths - positional language, over, under, next to, blow, beneath, beside
- Lego bridges over water
- Talking about Rivers/streams/sea/ocean
- Revisit size- little, medium, big
- Giving the troll a haircut in the hairdressers roleplay
- Pond walk - over the bridge



Adult led - Painting our own trolls

Snack - Crackers, cheese and troll pickle

Literacy (next steps)

- Beginning to be aware of the way stories are structured.
 - Suggests how the story might end.
 - Listens to stories with increasing attention and recall.
 - Describe main story settings, events and principal characters.
 - Letters and sounds - continue with rhyme and start alliteration; introducing initial sounds
 - Pencil grip - squiggle wiggle, big marks and name writing.
 - Engage in extended conversations about stories, learning new vocabulary
- Please note: we will be continuing the nursery rhyme bag, clapping the syllables in our names and identifying the sound at the start of our name.*

Abbey Meads Acorn Class
Topic Planning
Term 3 - Jan to Feb 2025
ONCE UPON A TIME



Maths (next steps)

- Consolidate number recognition to 5.
 - Subitise to 3 (Fast recognition of up to 3 objects, without having to count them)
 - Problem solving applying present knowledge
 - Ongoing -1 to 1 correspondence counting/ matching number and quantity.
 - Comparing quantity and finding the 'same'.
 - Separating groups of 3 or 4 objects - looking at totals.
 - Using positional language
 - Ordinal numbers
 - Repeated patterns
- Please note: Every morning we talk about the days of the week, we count the children. We use the number line and use the 10 square to develop our understanding of number and number recognition.*

**WK 4 - (27th January) Chinese New Year (Wednesday 29th January 2025)
Year of the snake**


- Chinese take away role play
- Chinese dragon making
- Dancing/music/ dragon dancing
- Year of the **snake** - look at the zodiac
- Chinese writing
- Fine motor - chopsticks and rice
- Noodles - exploring texture
- Lucky money
- Watch documentaries - celebrating the New Year



- Chinese feast** - dress in red for Friday snack
- Tell the story of Chinese New Year - how many animals?
- Outside - building boats - animal racing - using masks

Wk 5 - The three little pigs

- Outside - being a builder/ making cement and building little pig houses - develop the outside building yard.
- Thinking about safety outside when transporting equipment
- Learning about farms -
- Create straw/ sticks/ and brick houses - use a hairdryer to retell the story
- Fire safety - Fire brigade visit?
- Fire Station small world
- Blow painting using straws/blowing materials using straws



Wk 6 - Little Red Hen

- Friendship - helping others, being part of a team.
- Re-tell the story
- Farm - small world play
- Make bread - how does it change?
- Oatmeal playdough
- Bread making station - children independently explore
- Sensory play - wheat seeds and stalks
- Hens lay eggs - explore eggs



Phonics - rhyming with hen
Snack - bread and butter

Class reads - Zog, How to catch a dragon.

- **Adult led - using ordinal numbers**

- **Creating pink to paint a pig - how do we make this colour?**
- **Story telling spoons in builders tray**
- **Sticking the 3 houses - story settings**
- **Welly Walk - make a fire**
- **Big marks/drawing - draw a pig**

Adult led- junk modelling the pig houses

Class reads -pig in the pond (alliteration)

Snack - hot chocolate and marshmallows

