



OAK AND ASH CLASS TOPIC PLANNING - TERM 6 2024 - SPLISH SPLASH SPLOSH



Week 1 & 2 - Special week - THE OLYMPICS PLAN FOR OUR CELEBRATION ASSEMBLY

The Teeny Weeny Tadpole by Sheridan Cain


- Learn songs and rhymes about tadpoles and frogs
- Visit the school pond to learn about tadpoles and frogs
- Sequence the life cycle of a frog
- Learn about the habitat of a pond.
- Make Fathers Day Cards.

DATES:

7TH June - NON UNIFORM DAY - bring in a bottle for the school fete.

14TH June - RECEPTION ASSEMBLY

16TH June - FATHERS DAY.



Week 3 - 17/6/24 - The Big Red Bath

- *To explore capacity
- *To learn and understand the importance of hygiene
- *Talk about and describe the characters in the story
- *Design and create a bath/ house.
- *Retell the story using a story map/puppets
- *Create a list of the animals in the story
- *Junk modelling to create a boat
- *Create a bubble painting
- *Design a new page in the book for a new animal
- *Subitise animals
- *Sing and learn new animal songs
- *Take on the role of a zoo keeper. What will the animals need?
- *Create animal handprints



BIG BOOK: A FLOAT IN A BOAT.

LITERACY: Write Child's view for report.

MATHS: Doubling.

Week 4- 24/6/24 - The Rainbow Fish - Introduce the ocean


REMEMBER 28TH June - NON UNIFORM DAY - Bring chocolate for the school fete.

- * Small world ocean in builders tray
- * Discuss why Rainbow fish felt upset and then happy
- *Who would you give a scale to? / Write notes on sparkly scales
- * Create Octopus - revisit factors of 8/ create octogen pictures
- *Died salt for messy play.
- *Exploring seashells.
- * Who has been to the beach? Tell me all about it!



Week 4 - Above and below sea and shore - extend with habitats

- *Learn the term habitat and compare the habitats of the shore and the ocean
- *Take part in some Science investigations looking at floating and salt water
- *Find out about sea creatures and shore wildlife
- *Write facts about a sea creature from our focus book
- *Create a dance inspired by the Sea
- *Use paper and recycled materials to create sea creature art
- *Make observational drawings and rubbings of shells exploring patterns found in nature
- *Sort animals into their habitats using what we have learned



BIG BOOK : THE DROP GOES PLOP

LITERACY: Write on a scale...who would you give your scale to and why?

MATHS: Sharing equally into 2 groups (half)

Week 5 - 1/7/24 - Somebody swallowed Stanley

FRIDAY 5TH July - School Fete - 4 to 7pm.

- *Learn about the impact of plastic pollution on the environment
- *Think of ways to improve the local environment - what could we do to help? Litter pick etc.
- *Make posters to remind people to recycle/put rubbish in the bin
- *Talk about recycling - what can be recycled? Why do we do it? etc.
- *Recycle plastic bags and turn them into kites (like the story)
- *Write a list of other ways to recycle a plastic bag.
- *Use recycled items to create different representations.
- *Learn more about jellyfish




BIG BOOK: OLLY THE OCTOPUS

LITERACY: Who swallowed Stanley? Make up our own stories.

MATHS: Looking at odd and even numbers.


Week 6 - 8/ 7/24 - Fatou fetch the water

- *Read the story of 'Fatou fetch the water' and the facts at the end of the book & compare it to life where we live
- *Write questions to ask Neil Griffiths about life in the Gambia
- *Make a fact file comparing aspects of life in Swindon, England to the Gambia
- *Create our own African fabric designs and weave with them
- *Draw and colour our own colourful portraits of Fatou using pastels, pens and markers
- *Investigate & compare the capacity of buckets, bowls, cups and pans and use related language
- *Practise carrying buckets/beanbags on our heads!



Week 7 -15/7/24 - Commotion in the Ocean

- *Read and learn the poems focusing upon rhyming words and adjectives
- *Children to select percussion instruments to accompany a poem selected from the book.
- *Draw and label sea creatures
- *Look at the terms; Ocean, Sea and compare these to previously
- *Create headbands to take on the roles of different sea creatures - children to move in ways representing their chosen sea creature




SPORTS DAY - Monday 15th July - Time TBC.

CLASS SWAP - Wed 17th July.

LAST DAY OF TERM - WEDNESDAY 24TH July.

*Look at where England and the Gambia are on maps and the globe
 *Retell and act out the story using a range of props or small world resources



BIG BOOK: A IS FOR AFRICA
LITERACY: Fact File about England and Gambia.
MATHS: Capacity/ Revisiting.

Communication and language

- Answer and ask I wonder... questions
- Listen attentively to what they hear
- Take part in Book Talk/Poetry talk
- Engage in non-fiction books
- Listen to and talk about selected non-fiction to develop a deep familiarity with new knowledge and vocabulary
- Take part in Think, pair, share/talk partner discussions
- Use role-play areas and small world (both indoor and outdoor) independently
- Join in with songs and rhymes
- Talk about themselves and their families
- Explain their own creations/drawings/writing
- Talk about what happened/might happen next in a story
- Use phrases from a well-known story
- Learn and use new vocabulary through the day
- Talk about and explain their own creations
- Take part in Big Book reading sessions
- Take part in snack and chat with peers
- Year 6 buddies
- Express opinion - likes and dislikes

PSED

- Express needs and feelings and accept the needs of others
- Express their ideas and feelings
- Select and use activities and resources independently
- To play with one or more other children, extending and elaborating play ideas
- Share resources both indoor and outdoor
- Take turns
- Understand expectations and follow golden rules
- Participate in Circle Time opportunities
- Take part in snack time discussions and use manners
- Show resilience when trying new activities
- Show perseverance when something is hard
- Show sensitivity to the feelings of others
- Understand and explore our 5 senses
- Welcome visitors into the classroom

PD

- Access funky finger activities in provision
- Use balance bikes and big resources in the outdoor area including playpod
- Use equipment and navigate space safely
- Form recognisable letters
- Hold a pencil in the tripod grip
- Use a range of small tools to manipulate materials to create a desired effect
- Confidently and safely use a range of large and small apparatus indoors and outside, alone and in a group
- Move in a variety of ways such as rolling, crawling, walking, jumping, running, hopping, skipping, climbing
- Begin to develop my own body strength, co-ordination and balance

Wow Words shore, ocean, seabed, marine, habitat, Gambia, commotion, recycle, pollution, environment,